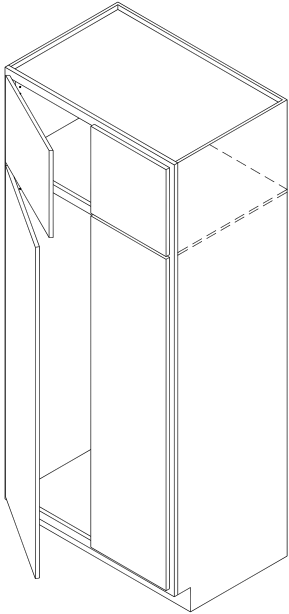
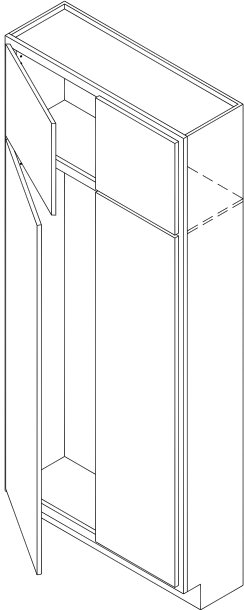
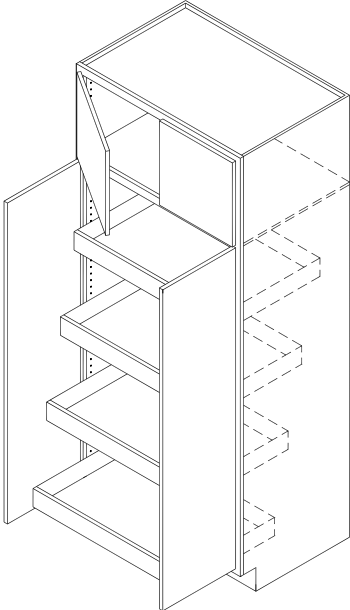
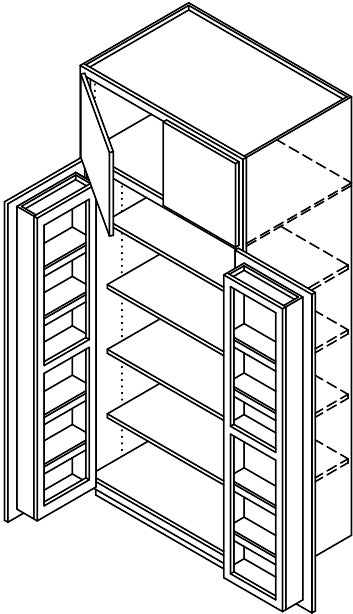
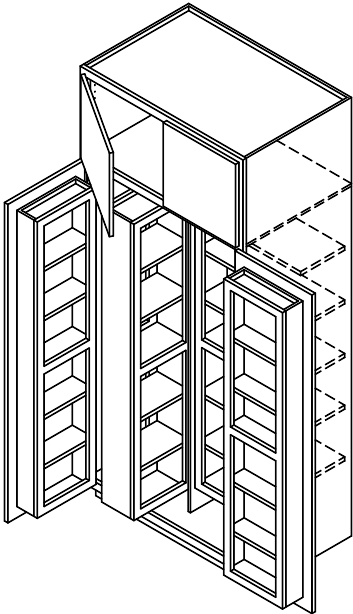
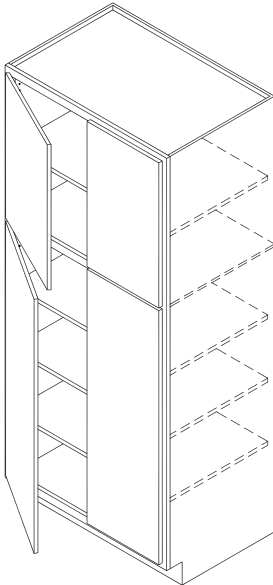
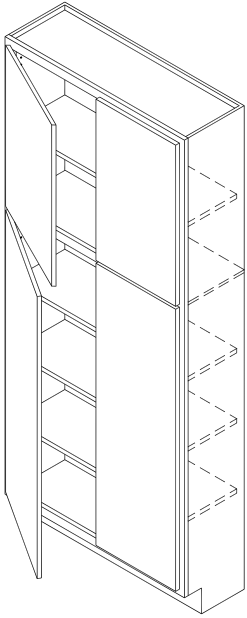
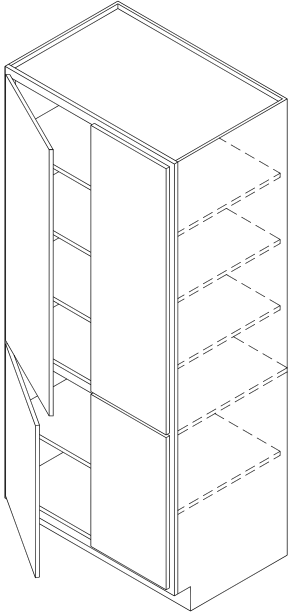
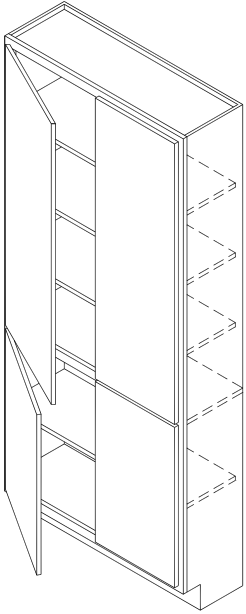
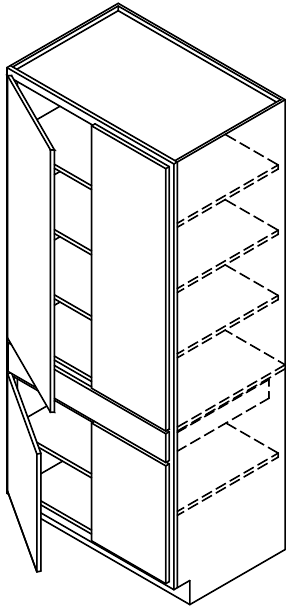
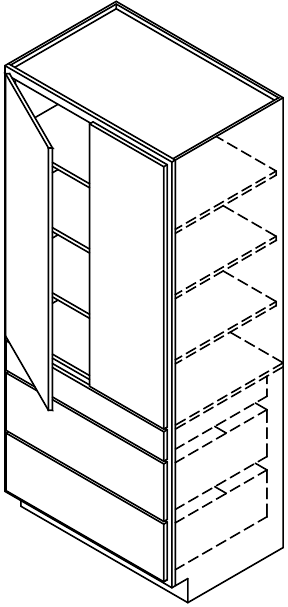
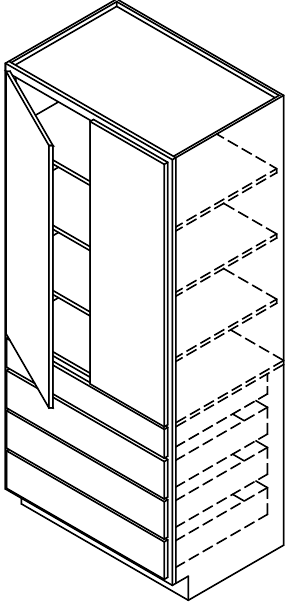


TALL CABINETS

| | | |
|--|---|--|
| <p>Utility Cabinet - Deep (U_)</p>  <p>HEIGHTS: 84", 90", 96" WIDTHS: 15", 18", 21", 24" (2 Door) 24", 27", 30", 33", 36" (4 Door) DEPTHS: 21", 24"</p> | <p>Utility Cabinet (U_12)</p>  <p>HEIGHTS: 84", 90", 96" WIDTHS: 15", 18", 21", 24" (2 Door) 24", 27", 30", 33", 36" (4 Door) DEPTH: 12"</p> | <p>Utility Roll-Out (URO_)</p>  <p>HEIGHTS: 84", 90", 96" WIDTHS: 15", 18", 21", 24" (2 Door) 24", 27", 30", 33", 36" (4 Door) DEPTHS: 21", 24"</p> |
| <p>Utility Door Rack (UDR_)</p>  <p>HEIGHTS: 84", 90", 96" WIDTHS: 18" (2 Door) 36" (4 Door) DEPTH: 24"</p> | <p>Utility Swing-Out Shelves (USOS_)</p>  <p>HEIGHTS: 84", 90", 96" WIDTH: 36" DEPTH: 24"</p> | <p>Pantry - Deep (P_)</p>  <p>HEIGHTS: 84", 90", 96" WIDTHS: 15", 18", 21", 24" (2 Door) 24", 27", 30", 33", 36" (4 Door) DEPTHS: 21", 24"</p> |

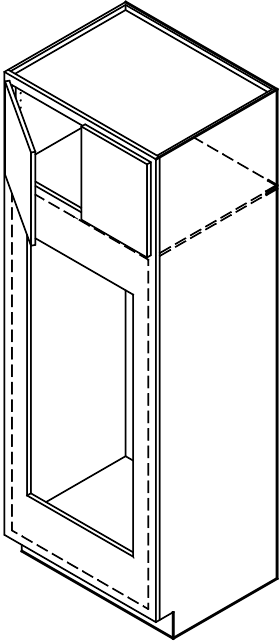
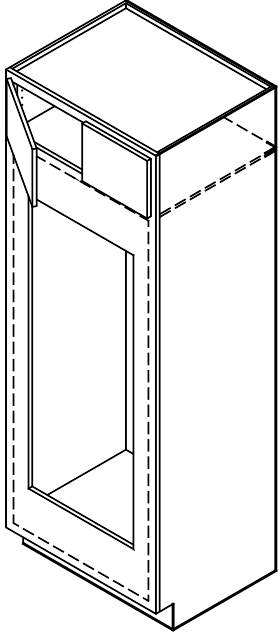
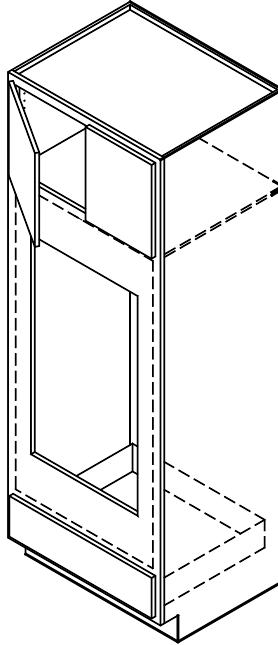
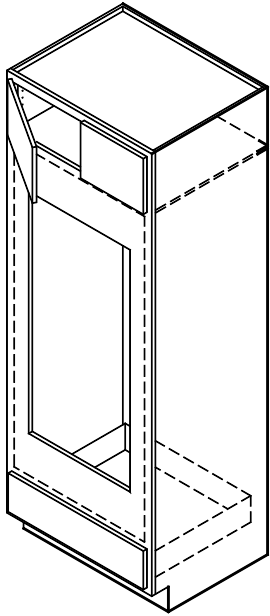
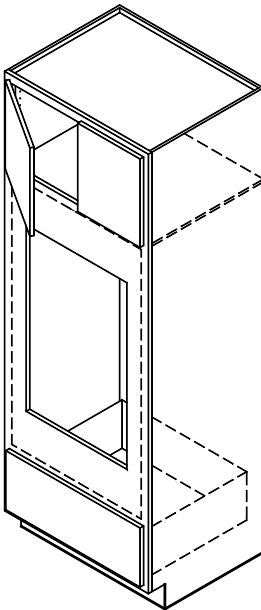
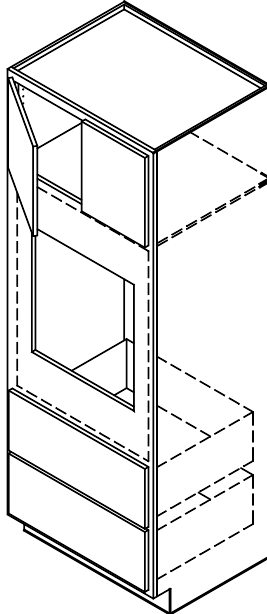
2/2009

TALL CABINETS

| | | |
|---|---|---|
| <p>Pantry (P_12)</p>  <p>HEIGHTS: 84", 90", 96" WIDTHS: 15", 18", 21", 24" (2 Door) 24", 27", 30", 33", 36" (4 Door) DEPTH: 12"</p> | <p>Pantry Reverse Full Base - Deep (PRF_)</p>  <p>HEIGHTS: 84", 90", 96" WIDTHS: 15", 18", 21", 24" (2 Door) 24", 27", 30", 33", 36" (4 Door) DEPTHS: 21", 24"</p> | <p>Pantry Reverse Full Base PRF_12</p>  <p>HEIGHTS: 84", 90", 96" WIDTHS: 15", 18", 21", 24" (2 Door) 24", 27", 30", 33", 36" (4 Door) DEPTH: 12"</p> |
| <p>Pantry Reverse Base, Mid, Vanity (PR_)</p>  <p>HEIGHTS: 84", 90", 96" WIDTHS: 15", 18", 21", 24" (2 Door) 24", 27", 30", 33", 36" (4 Door) DEPTHS: 21", 24"</p> | <p>Pantry Reverse Base, Mid, Vanity 3-Drawer (PR_3D_)</p>  <p>HEIGHTS: 84", 90", 96" WIDTHS: 15", 18", 21", 24" (2 Door) 24", 27", 30", 33", 36" (4 Door) DEPTHS: 21", 24"</p> | <p>Pantry Reverse Base, Mid 4-Drawer (PR_4D_)</p>  <p>HEIGHTS: 84", 90", 96" WIDTHS: 15", 18", 21", 24" (2 Door) 24", 27", 30", 33", 36" (4 Door) DEPTHS: 21", 24"</p> |

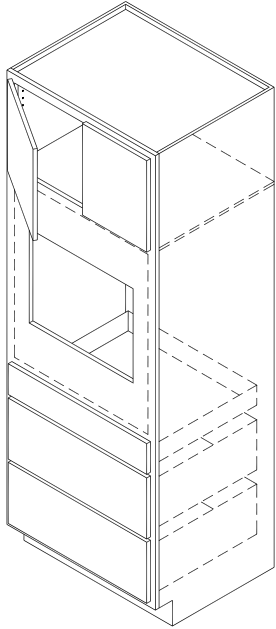
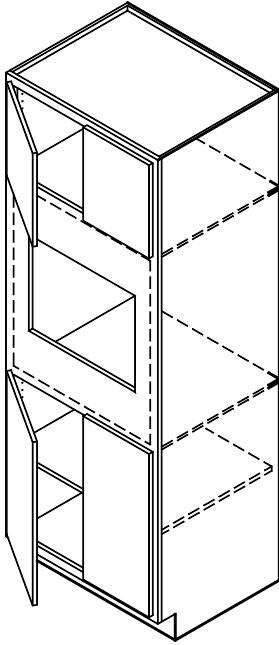
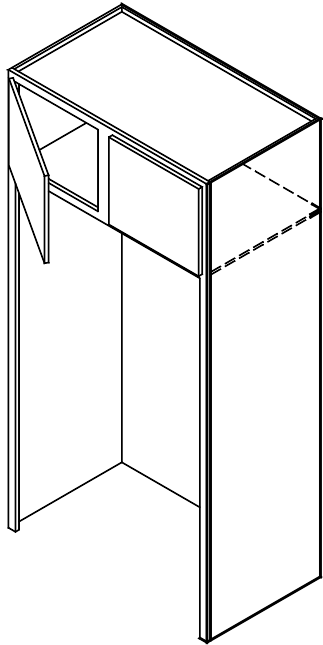
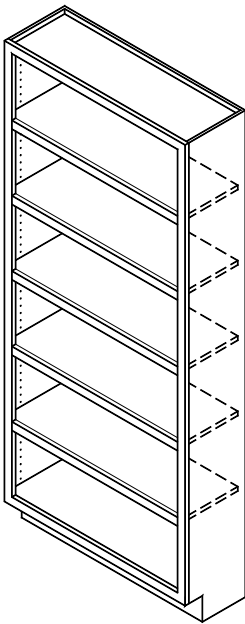
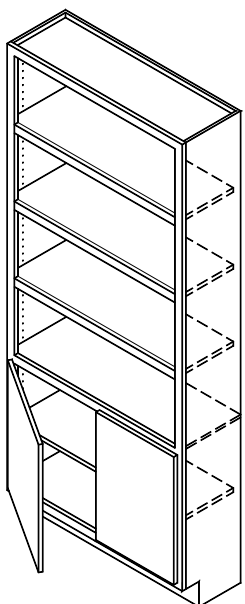
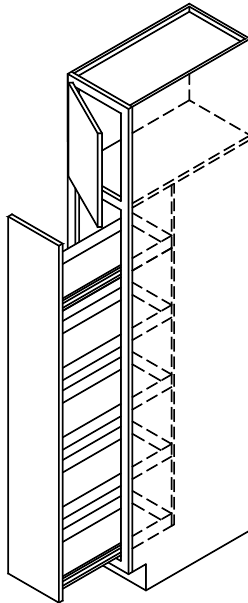
2/2009

TALL CABINETS

| | | |
|---|--|---|
| <p>Universal Oven - No Drawer (UOV_ND)</p>  <p>HEIGHTS: 84", 90", 96" WIDTHS: 27", 30", 33" DEPTH: 24"</p> | <p>Universal Oven - No Drawer, Short Upper (UOV_NDS)</p>  <p>HEIGHTS: 84", 90", 96" WIDTHS: 27", 30", 33" DEPTH: 24"</p> | <p>Universal Oven - 1 Shallow Drawer (UOV_1S)</p>  <p>HEIGHTS: 84", 90", 96" WIDTHS: 27", 30", 33" DEPTH: 24"</p> |
| <p>Universal Oven - 1 Shallow Drawer, Short Upper (UOV_1SS)</p>  <p>HEIGHTS: 84", 90", 96" WIDTHS: 27", 30", 33" DEPTH: 24"</p> | <p>Universal Oven - 1 Deep Drawer (UOV_1D)</p>  <p>HEIGHTS: 84", 90", 96" WIDTHS: 27", 30", 33" DEPTH: 24"</p> | <p>Universal Oven - 2-Drawer (UOV_2)</p>  <p>HEIGHTS: 84", 90", 96" WIDTHS: 27", 30", 33" DEPTH: 24"</p> |

2/2009

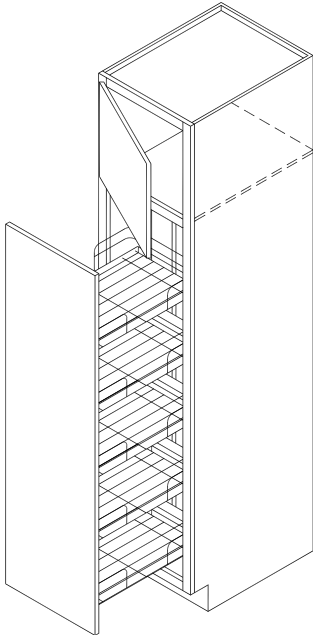
TALL CABINETS

| | | |
|---|---|---|
| <p>Universal Oven - 3-Drawer (UOV_3)</p>  <p>HEIGHTS: 84", 90", 96" WIDTHS: 27", 30", 33" DEPTH: 24"</p> | <p>Universal Oven - Full Base (UOV_FB)</p>  <p>HEIGHTS: 84", 90", 96" WIDTHS: 27", 30", 33" DEPTH: 24"</p> | <p>Refrigerator Enclosure (RE_)</p>  <p>HEIGHTS: 84", 90", 96" WIDTHS: 36", 39", 42", 45", 48" (2 Door) 51" (3 Door) DEPTH: 24"</p> |
| <p>Tall Bookcase (TBC_)</p>  <p>HEIGHTS: 72", 78", 84", 90", 96" WIDTHS: 12", 15", 18", 21", 24", 27", 30", 33", 36" DEPTH: 12"</p> | <p>Tall Bookcase - Full Door (TBCF_)</p>  <p>HEIGHTS: 72", 78", 84", 90", 96" WIDTHS: 12", 15", 18", 21", 24" (1 Door) 24", 27", 30", 33", 36" (2 Door) DEPTH: 12"</p> | <p>Tall Pull-Out (TP_)</p>  <p>HEIGHTS: 72", 78", 84", 90", 96" WIDTH: 12" DEPTH: 24"</p> |

2/2009

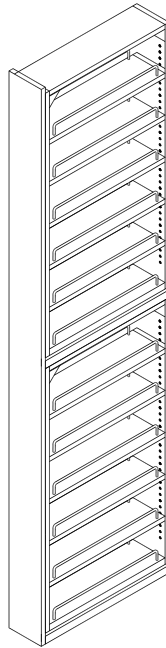
TALL CABINETS

Utility Pull-Out – Chrome (UPO)



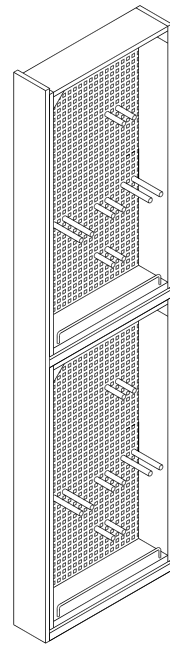
HEIGHTS: 84", 90", 96"
 WIDTHS: 12", 18"
 DEPTH: 24"

Tall Filler Pull-Out Spice Rack (TFPS_)



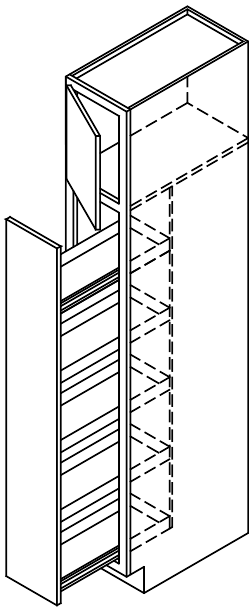
HEIGHTS: 84", 90", 96"
 WIDTHS: 6"
 DEPTH: 24"

Tall Filler Pull-Out Stainless Steel (TFPSS_)



HEIGHTS: 84", 90", 96"
 WIDTHS: 6"
 DEPTH: 24"

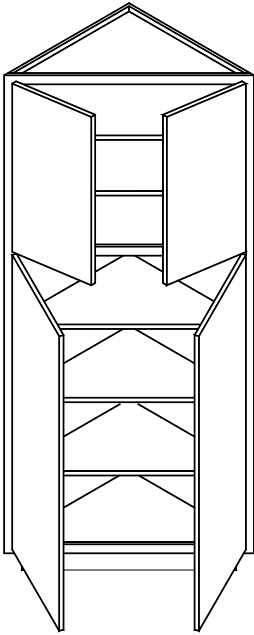
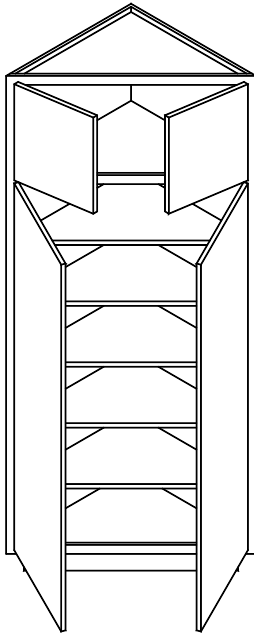


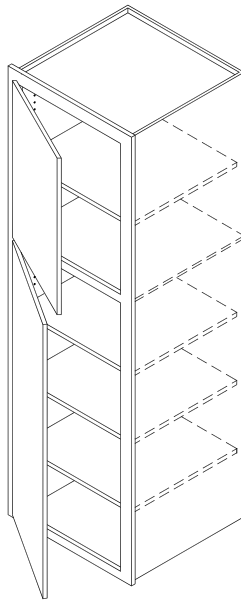
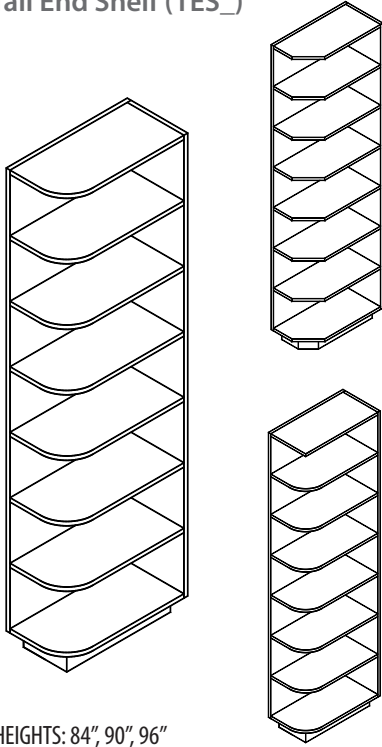
Tall Pull-Out (TP_)



HEIGHTS: 72", 78", 84", 90", 96"
 WIDTH: 12"
 DEPTH: 24"

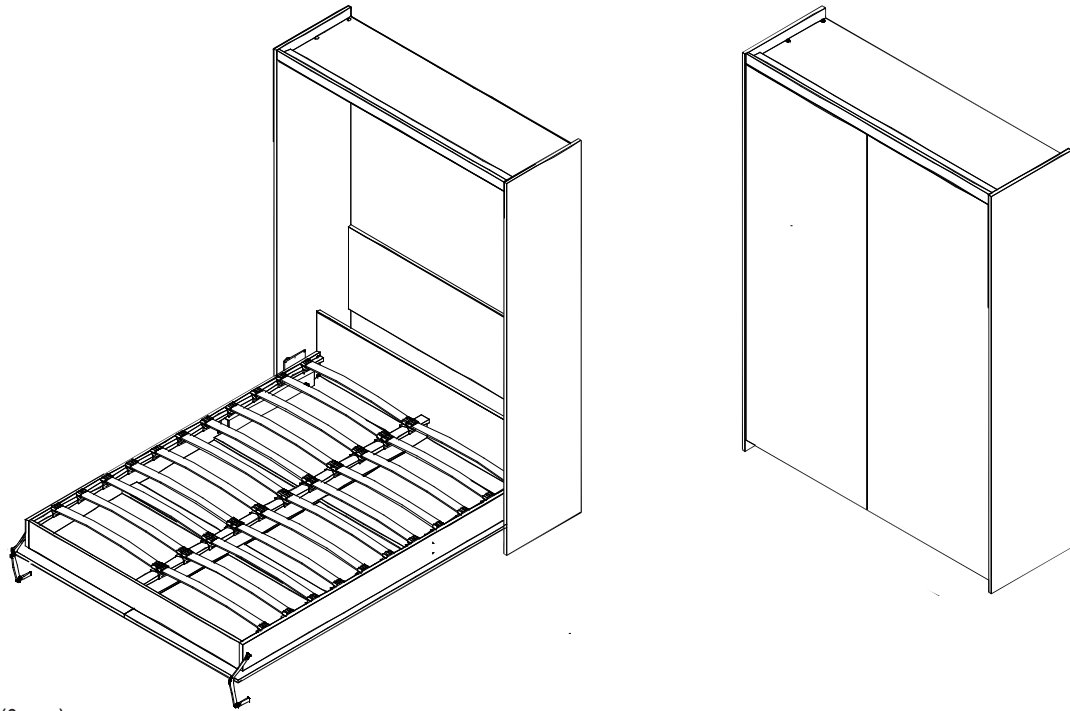
12/2009

TALL CABINETS

| | | |
|---|---|---|
| <p>Pantry End Angle (PEA_)</p>  <p>HEIGHTS: 84", 90", 96" WIDTH: 34" DEPTH: 24"</p> | <p>Utility End Angle (UEA_)</p>  <p>HEIGHTS: 84", 90", 96" WIDTH: 34" DEPTH: 24"</p> | <p>Pantry End Cabinet (PEC_)</p>  <p>HEIGHTS: 84", 90", 96" DEPTH: 24"</p> |
| <p>Utility End Cabinet (UEC_)</p>  <p>HEIGHTS: 84", 90", 96" DEPTH: 24"</p> | <p>Slip-In Linen (SIL_)</p>  <p>HEIGHT: 80" WIDTHS: 15", 18", 21", 24" DEPTH: 24"</p> | <p>Tall End Shelf (TES_)</p>  <p>HEIGHTS: 84", 90", 96" WIDTH: 12" DEPTH: 24"</p> |

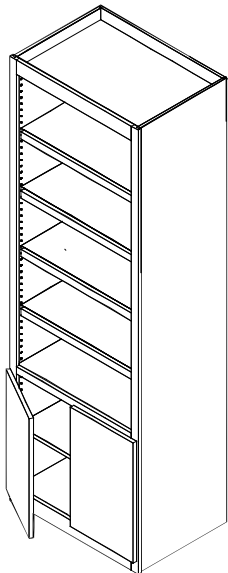
2/2009

Wall Beds (WB_)



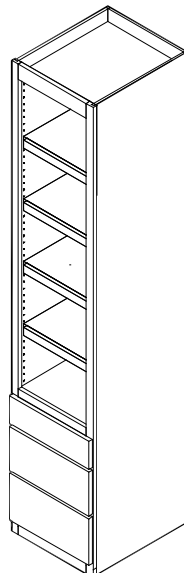
HEIGHT: 85" (Full) | 90" (Queen)
 WIDTH: 59-1/2" (F) | 65-1/4" (Q)
 DEPTH: 21", 24"

Wardrobe – Full Door Lower, Open Mid & Upper (WSFON_)



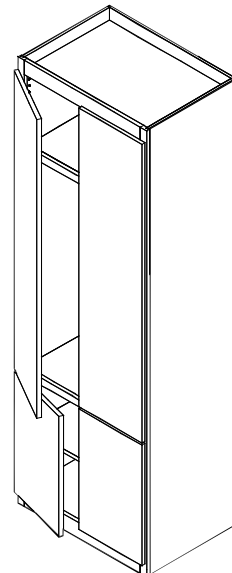
HEIGHTS: 85", 90"
 WIDTHS: 18", 21", 24" (1 Door)
 24", 27", 30" (2 Door)
 DEPTH: 21", 24"

Wardrobe – 3-Drawer Lower, Open Mid & Upper (WS3ON_)



HEIGHTS: 85", 90"
 WIDTHS: 18", 21", 24", 27", 30"
 DEPTH: 21", 24"

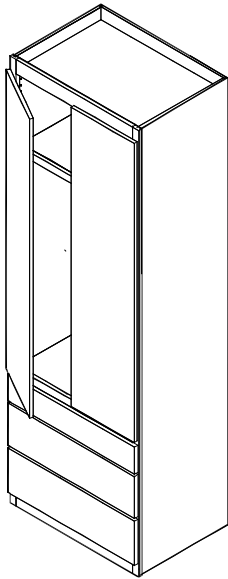
Wardrobe – Door Lower, Mid & Upper (WSFHN_)



HEIGHTS: 85", 90"
 WIDTHS: 18", 21", 24" (2 Door)
 24", 27", 30" (4 Door)
 DEPTH: 21", 24"

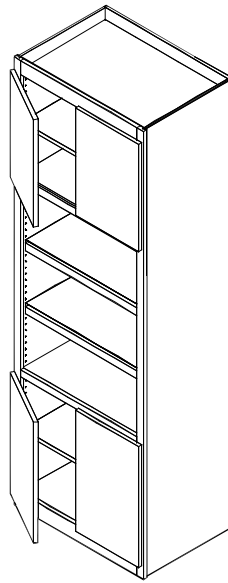
TALL CABINETS

Wardrobe – 3-Drawer Lower, Door Mid & Upper (WS3HN_)



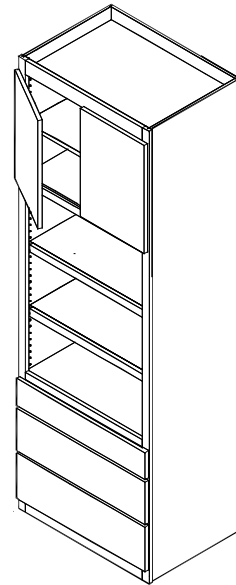
HEIGHTS: 85", 90"
 WIDTHS: 18", 21", 24" (1 Door)
 24", 27", 30" (2 Door)
 DEPTH: 21", 24"

Wardrobe – Door Lower, Open Mid, 21" Upper (WSFOT_)



HEIGHTS: 85", 90"
 WIDTHS: 18", 21", 24" (2 Door)
 24", 27", 30" (4 Door)
 DEPTH: 21", 24"

Wardrobe – 3-Drawer Lower, Open Mid, 21" Upper (WS3OT_)



HEIGHTS: 85", 90"
 WIDTHS: 18", 21", 24" (1 Door)
 24", 27", 30" (2 Door)
 DEPTH: 21", 24"