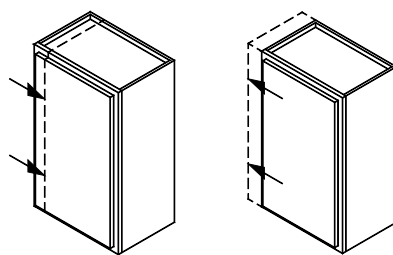
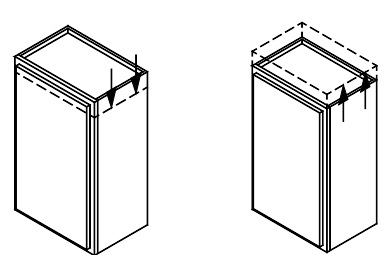
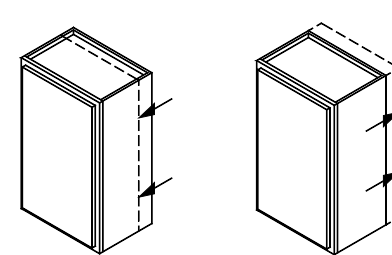
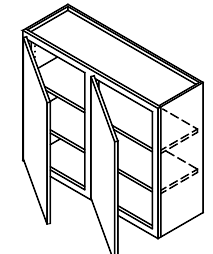
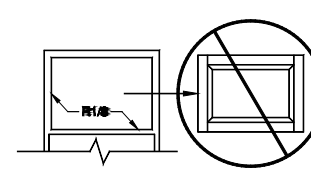

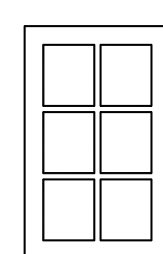
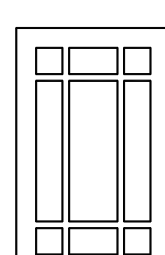
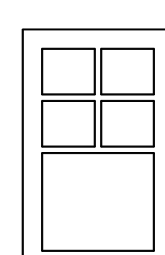
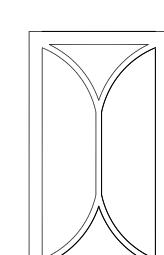
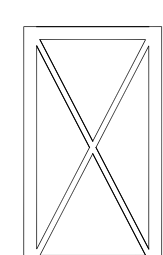

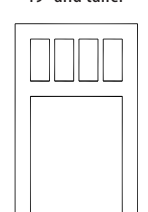
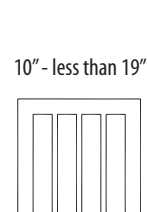

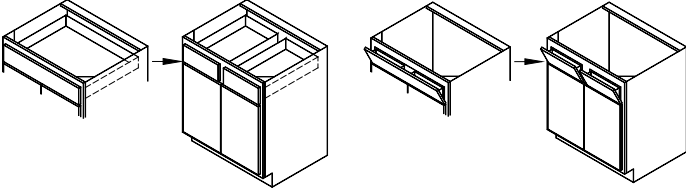
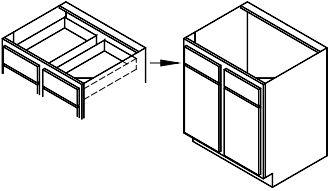
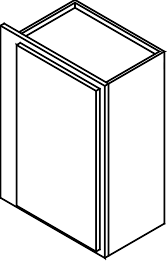
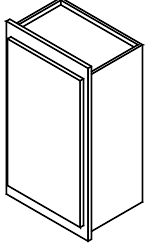
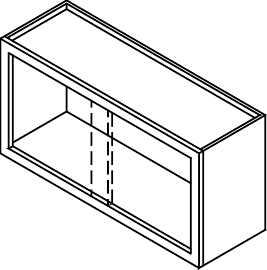
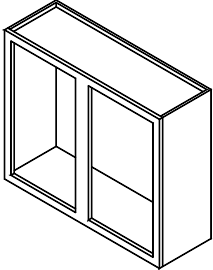
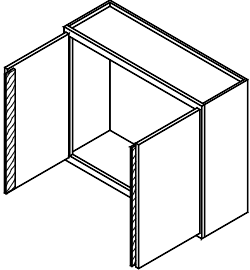
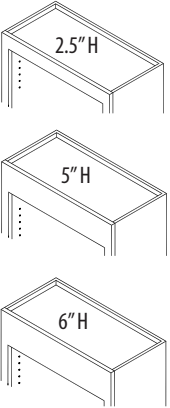
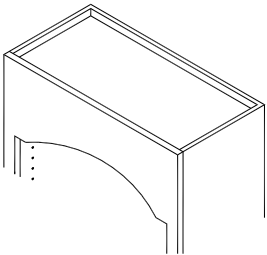
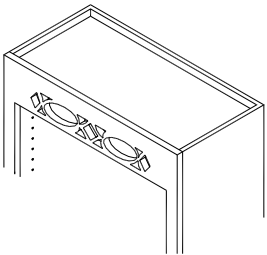
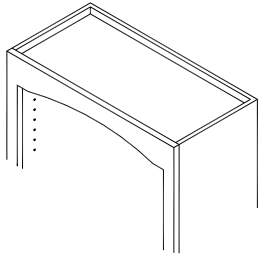
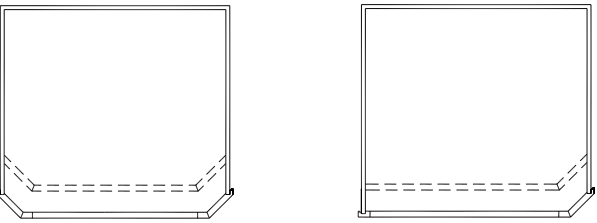
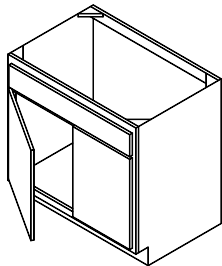


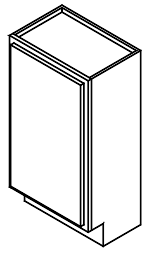
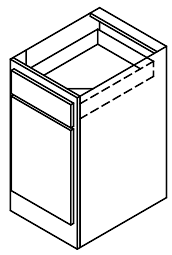
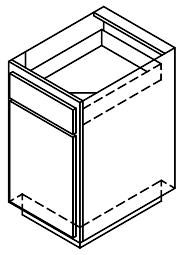
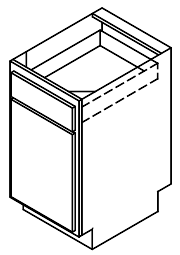
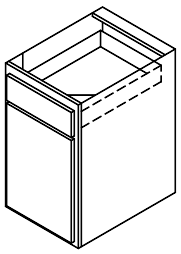
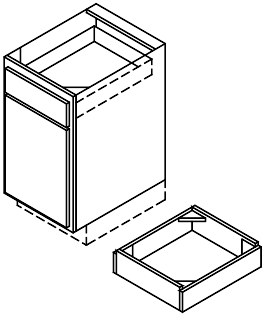
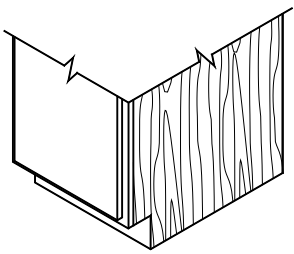
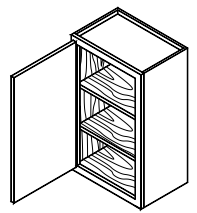
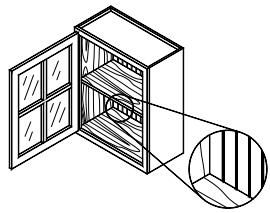
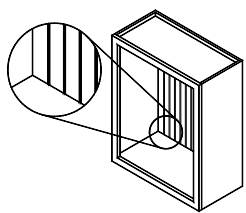
# MODIFICATIONS - See an authorized Sky Valley distributor for a complete list

<p>Reduce Width (RW_) Increase Width (IW_)</p>  <p>Reduce or increase in 1/4" increments</p>	<p>Reduce Height (RH_) Increase Height (IH_)</p>  <p>Reduce or increase in 1/4" increments</p>	<p>Reduce Depth (RD_) Increase Depth (ID_)</p>  <p>Reduce or increase in 1" increments</p>	
<p>Hinge Door on Fixed Center Mullion (HINGE_)</p>  <p>Available on cabinets wider than 36"</p>	<p>No Door (NODR)</p>  <p>Remove all doors on a cabinet</p>	<p>Rout For Glass (RFG)</p> 	<p>Mullion Grid Door (MGD)</p> 
<p>Mullion Grid Door Nine Lite (MGDN)</p> 	<p>Mullion Grid Door Half Lite (MGDH)</p> 	<p>Mullion Grid C Pattern (MGDC)</p> 	<p>Mullion Grid X Pattern (MGDX)</p> 
<p>Mullion Grid Door Quarter Round (MGDQ)</p> 	<p>Vertical Mullion Top (VT_)</p> <p>19" and taller</p>  <p>10" - less than 19"</p>  <p>Available w/Mission &amp; Mission Solid</p>	<p>Acrylic Panel Inserts</p>  <p>Available installed or loose</p>	

4/2011

<p><b>Replace Single Drawer Front w/Double Drawer Fronts (2DF1), False Fronts (2FF) or Tip-Outs (2TO)</b></p>  <p>Change one horizontal top drawer, false front or flip-down front to two</p>		<p><b>Replace Drawers w/False Fronts (FF_)</b></p> 		<p><b>Extended Stile (ES_)</b></p>  <p>Extend stile up to 3" outward</p>	
<p><b>Extended Rail (ER_)</b></p>  <p>Extend top or bottom rail up to 1.5"</p>	<p><b>No Center Mullion (NCM_)</b></p>  <p>Remove center mullion</p>	<p><b>Add Center Mullion (CM_)</b></p>  <p>Add a fixed 3" center mullion</p>	<p><b>Split Center Mullion (SCM)</b></p>  <p>Change fixed center mullion to split</p>		
<p><b>Installed Straight Valance (ISVAL_)</b></p> 	<p><b>Installed Country Arch Valance (ICVAL)</b></p> 	<p><b>Installed Frieze Valance (IFVAL)</b></p> 	<p><b>Installed Arch Valance (IAVAL)</b></p> 		
<p><b>Clipped Corners (CC_)</b></p>  <p>Replace one or both front square corners with 45° clipped corner(s)</p>		<p><b>Full Sink Back (FSB)</b></p> 			

2/2009

<p><b>Wall Toekick (WTK)</b></p> 	<p><b>Flush Toekick (FTK_)</b></p> 	<p><b>Recessed Toekick (RTK_)</b></p> 	<p><b>Island Toekick (ITK)</b></p> 
<p><b>No Toekick (NTK)</b></p> 	<p><b>Loose Toekick (LTK)</b></p> 	<p><b>Attach Toekick (ATK)</b></p> 	
<p><b>Finished Interior/Match Frame Species/Color (FMI)</b></p> 	<p><b>FMI with Beaded Back (FMI_BIB)</b></p> 	<p><b>Beaded Interior Back (BIB_)</b></p> 	<p><b>Double Beaded Self Edge (SEDB)</b></p> 